


College Application & Post Secondary Process

Presented by the Glen Rock Guidance
Department



Objectives

- To consider alternatives to the traditional four year college
- To identify important steps to achieve post-secondary goals
- To identify factors by which students select colleges
- To identify factors by which colleges select students
- To provide a checklist and timeline for seniors
- To provide direction on completing applications
- To identify admissions and notification patterns for college
- To review who is responsible for what



Life After Glen Rock

Plans to discuss and consider:

- College/University
 - Vocational or Technical College
 - Military
 - Job/Career
 - “Gap” Year
 - “I don’t have a clue!”
-

Decision Factors - College


- Size and diversity of student body
- Location
- Academic programs (majors available and strength of program)
- Special Features
- Campus life – athletics, activities, housing
- Graduation and retention rates
- Financial aid and scholarship opportunities.

Above all,

think about where you will be the happiest and most successful in your college life!

In evaluating an applicant the college considers:

- High school grades/GPA
- Level of difficulty of courses taken
- Standardized test scores (SAT, SAT Subject Tests, ACT)
- Extracurricular activities (participation in sports, performing/visual arts, volunteering)
- Teacher recommendations
- Counselor recommendations
- College application essays
- Demonstrated interest (shows enthusiasm for the colleges to which you're applying)
- College interview (if applicable)





Senior Checklist

- Make certain that your academic preparation is adequate for admission
 - Establish a range of schools in which to apply
 - Keep up with your studies
 - Attend school regularly
 - Attend meetings with college representatives
 - Consult college references for information
 - Make an appointment for a counselor conference
 - Plan for campus visits
 - Register for standardized testing, if appropriate
 - Request applications
 - Become familiar with college admission terms
-

Five “musts” in filling out an application



- Start/plan early
 - Follow directions
 - Watch deadlines !!!
 - Allow enough time for writing and revising
 - Last minute application submissions do not show your best side
-

How Many Applications?

- Reaches
- Targets
- Safeties



Simple but crucial...

- Request applications or view online versions
- Familiarize yourself with [The Common Application](#) and/or [College Specific Applications](#)
- Organize the applications by deadline dates
- Photocopy or download the application and prepare a trial copy
- Type or print a clear, neat, clean final form
- Correct and check for errors
- Ask your parents to review the application
- Providing ample time for processing the application



Online Application

- If you are completing an application for a **Common Application School, Coalition App School or an E-Docs friendly school**, we will send all information electronically
 - If you are completing an application for a **Common App school but NOT using the Common App**, we will send your application by mail (Goldenrod Sheet and Stamps required!)
 - If you are completing an application for a **non-E-Docs school**, we will send your application by mail (Goldenrod Sheet and Stamps required!)
-

Forms – “Cheat Sheet”

Here’s what the forms are for, in brief:

- Blanket Authorization for Release of School Records (White Form): Permission for the high school to release the transcript
 - Senior Transcript Review (Pink Form): Approval of the transcript content and review of graduation requirements
 - Goldenrod Form: Request for release of transcript for any college that does not accept electronic submission.
-

Types of Admissions/Notifications

- Traditional
- Rolling
- Early Decision
- Early Action
- Restrictive Early Action
- Open
- Immediate Decision Days
- Deferred/Waiting List



College Due Dates for 2017-2018

Application due to College

- October 15
- November 1
- November 15
- December 1
- December 15
- January 1
- January 15

Notify your Counselor by:

- **ASAP**
 - **October 18**
 - **November 1**
 - **November 17**
 - **December 1**
 - **December 14**
 - **January 2**
-

Who's responsible for what?




The student is responsible for :

- Providing the counselor with the completed Goldenrod sheet and postage per college (Only for non-eDocs schools)
- Requesting ETS or ACT to forward test scores
- Requesting letters of recommendation



GRHS is responsible for:

- Transcript
- School Counselor letter
- Teacher Recommendations
- School Profile



NCAA Eligibility and Certification

- Clearinghouse link for information and registration:
 - www.ncaaclearinghouse.org
 - Athletes should already have requested to send a transcript (end of 11th grade – 6 semester)
 - A final transcript will be sent at the end of senior year
-

Family Connection by Naviance

connection.naviance.com/glenrock

Naviance - Procedure to Notify Counselors When College Applications Have Been Submitted:

Follow the steps below only AFTER you have submitted any college application(s)!

- Log into Naviance Family Connection
- Click on the “Colleges” tab
- Click on “Colleges I am applying to”

- **Part One: Check off that you have submitted your application(s):**
 - Click on “have you applied” (in blue font)
 - Check off “I have submitted my application”
 - Click on “Update Applications” on the bottom of the page

- **Part Two: Request Transcript(s):**
 - Click on “request transcripts” located above your college list
 - Check off the college(s) that you have applied to
 - Click on “Request Transcripts” on the bottom to submit the request

Please email or visit your counselor to confirm submission.

Remember, it is YOUR responsibility to have your SAT or ACT test scores sent to the college(s) to which you have applied.

SAT: www.collegeboard.org

ACT: www.actstudent.org

Standardized Testing Dates

SAT Date	Registration Deadline
Oct 7	Sep 8
Nov 4	Oct 5
Dec 2	Nov 2
Mar 10	Feb 9
May 5	Apr 6
Jun 2	May 3

ACT Test Date	Registration Deadline
October 28	September 22
December 9	November 3
February 10	January 5
April 14	March 9
June 9	May 4

Financial Aid Information

- **FAFSA – File ASAP**
FSA IDs
Prior-Prior Year
FAFSA Days
- **CSS Profile**
- **Scholarships**



What happens after you're accepted?

- **Keep up your hard work...colleges do notice!**
 - **Withdraw your other applications**
 - **Stay on top of financial aid information**
 - **May 1st – notification deadline**
-



QUESTIONS ?

